

The Enerdoor surge arrester EMG (G) 60 series provides advanced surge protection. This device is designed for maximum discharge of 120 kA, meets the UL 1449 3rd edition and IEC61643-11:2011 Standards, and includes a visual and remote contact indicator.

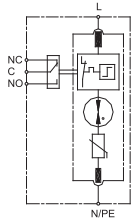
GENERAL CHARACTERISTICS


Class category IEC/VDE	II+III / C+D
Operating temperature range	-40°C + 80°C
Operating humidity range	0 ~ 90%
Response time	≤100 ns
Backup fuse (only required if not in the main)	315 Amps gL/gG
Enclosure material	Thermoplastic, UL94 V-0
Mounting	35mm DIN rail according to the EN50022/DIN46277-3 Standard
Max size of connecting wire	Single-strand 35mm ² (or # 2AWG) Multi-strand 25mm ² (or # 4AWG)
Remote alarm contact type	Isolated form C
Switching capability Un/In	AC: 250V/0.5A DC: 250V/0.1A
Max size of connecting wire	Max 1.5mm ² (or #16AWG)

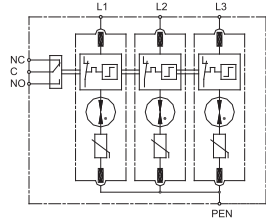
EMG (G) 60	Nominal Voltage Vac L-L (L-N)	Nominal Discharge (In, KA) 8/20		Max Discharge Current (Imax, KA)		Voltage Protection Rated (kV)			Case
		L-N	N-PE	L-N	N-PE	@In	@VPR	N-PE (1.2/50)	
EMG.150-1P60	150	60	-	120	-	<0.6	<0.5	-	1
EMG.275-1P60	275	60	-	120	-	<1.2	<0.8	-	1
EMG.320-1P60	320	60	-	120	-	<1.3	<0.9	-	1
EMG.420-1P60	420	60	-	120	-	<1.6	<1.1	-	1
EMG.150-3P60	150	60	-	120	-	<0.6	<0.5	-	2
EMG.275-3P60	275	60	-	120	-	<1.2	<0.8	-	2
EMG.320-3P60	320	60	-	120	-	<1.3	<0.9	-	2
EMG.420-3P60	420	60	-	120	-	<1.6	<1.1	-	2
EMG.150-4P60	150	60	-	120	-	<0.6	<0.5	-	3
EMG.275-4P60	275	60	-	120	-	<1.2	<0.8	-	3
EMG.320-4P60	320	60	-	120	-	<1.3	<0.9	-	3
EMG.420-4P60	420	60	-	120	-	<1.6	<1.1	-	3
EMGG.150-3P60N60	208 (150)	60	60	120	120	<0.6	<0.5	<0.8	4
EMGG.275-3P60N60	320 (275)	60	60	120	120	<1.2	<0.8	<1.5	4
EMGG.320-3P60N60	400 (320)	60	60	120	120	<1.3	<0.9	<1.5	4
EMGG.420-3P60N60	600 (420)	60	60	120	120	<1.6	<1.1	<1.5	4

ELECTRICAL DIAGRAM

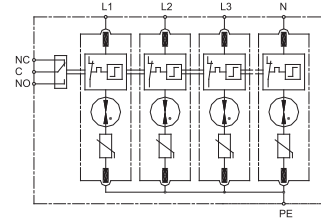
SCHEMATIC 1



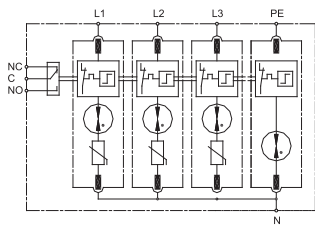
SCHEMATIC 2



SCHEMATIC 3

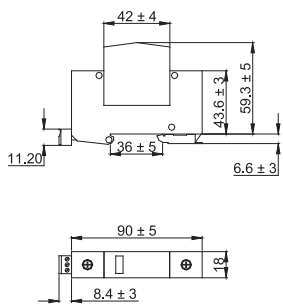


SCHEMATIC 4

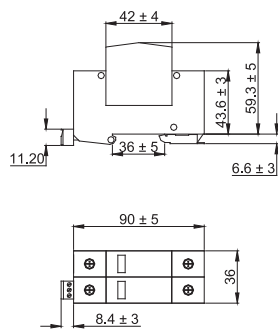


MECHANICAL DIMENSIONS (mm)

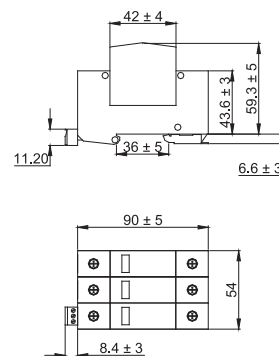
CASE 1



CASE 2



CASE 3



CASE 4

